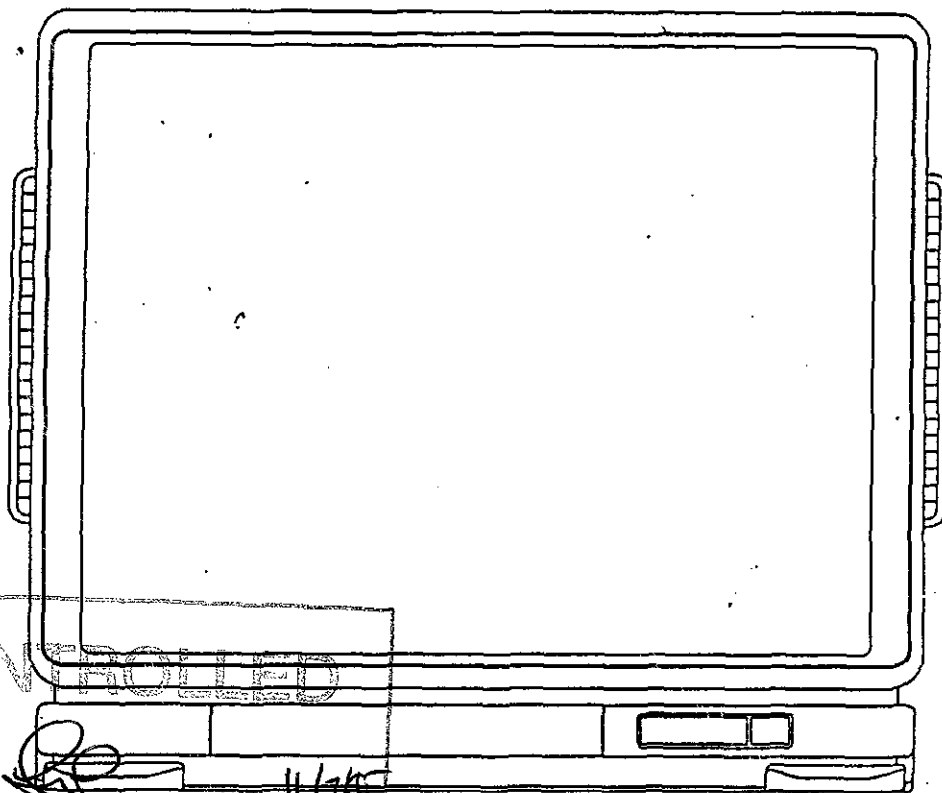


# SERVICE MANUAL

## SOLID STATE 21" Color Television Receiver



CONTROLLED

AUTHORITY .....

DATE .....

11/7/85

MODEL: CT-M217

PAL - BG AUSTRALIA W/FASTEXTAND

GERMAN STEREO

SPECIFICATION

SYSTEM	:	PAL- B/G		
		----- TV SECTION -----		CATV.
CHANNEL COVERAGE	:		CH.	
VHF LOW	:	0-5		CH.
VHF HIGH	:	5A-11	CH.	S2-S20
UHF	:	21-65	CH.	
FREQUENCY RANGE	:		MHz	
VHF LOW	:	47-108		MHz
VHF HIGH	:	137-230	MHz	111-300
UHF	:	470-830	MHz	
VISION/SOUND SEPARATION	:	5.5	MHz	
FREQUENCY VIDEO IF	:	38.9	MHz	
SOUND IF	:	33.4	MHz	
VIDEO SENSITIVITY	:	45	dBuV	
SENSITIVITY	:		dBuV	
VHF LOW	:	47	dBuV	
VHF HIGH	:	47	dBuV	
UHF	:	50	dBuV	
SCANNING LINES	:	625	lines	
HORIZONTAL	:	15625	Hz	
VERTICAL	:	50	Hz	
OUTPUT POWER MAXIMUM	:	2000	mW	
10% THD	:	1500	mW	
R T .	:	21" DIAGONAL, 90 DEGREES DEFLECTION ANGLE		
BEAKER	:	4" 16OHM 3W x 2		
ANTENNA EXTERNAL	:	75	OHM	
POWER CONSUMPTION	:			

## VIF ALIGNMENT

### A. Preparation Step (See Fig. 1)

- (i) Connect AGC bias voltage to pin 10 at IC102, the DC supply should be turned off this time.
- (ii) Connect 14V B+ bias voltage to D404 (-) and Ground.
- (iii) Connect 14V B+ bias voltage to c917 (+) and Ground.
- (iv) Connect sweep generator to tuner test point and Ground.

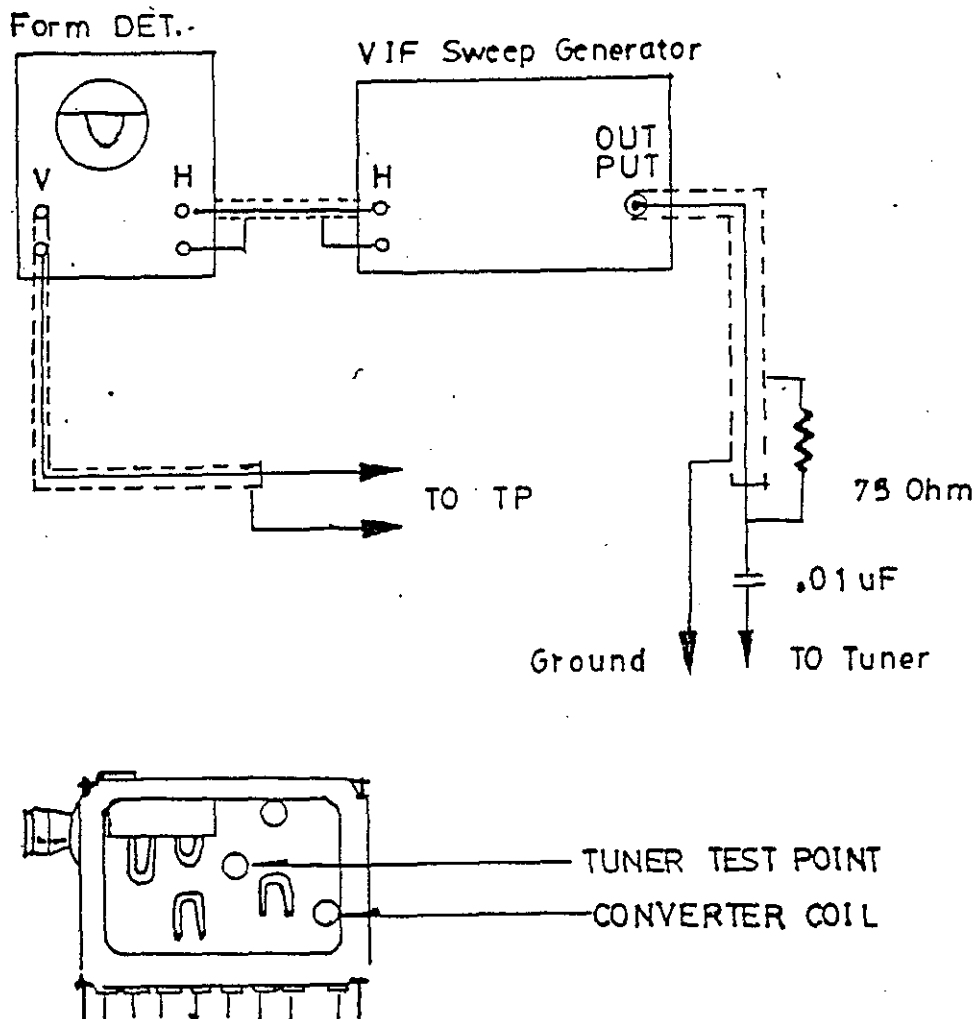


Fig.1

B. Tank Coil Alignment Step (See Fig. 2)

- (i) Calibrate the Division of waveform Detector equal to 1V per div.
- (ii) The output of sweep generator should be -50dB.
- (iii) Connect the waveform detector between TP106 and ground.
- (iv) Connect a 47K Resistor between pin 7 to pin 22 at IC102.
- (v) Connect a 4K7 Resistor between pin 23 to Ground at IC102.
- (vi) Adjust AGC bias until the waveform just saturate.
- (vii) Adjust T101 to obtain the waveform as Fig.2.

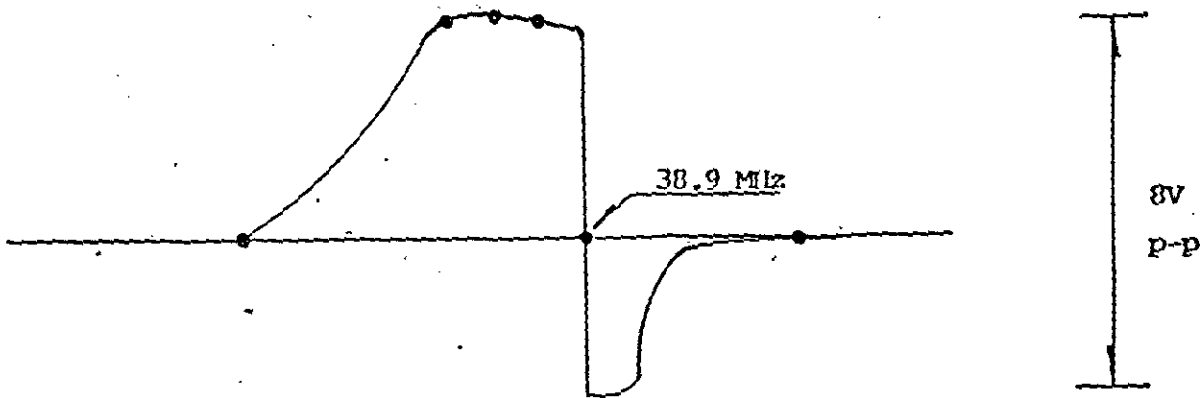


Fig. 2

(C) VIF ALIGNMENT

- (1) Connect waveform detector to TP102 and Ground.
- (ii) Connect 100 ohm resistor between TP103 and TP104.
- (iii) Reduce output level of sweep generator to -50dB.
- (iv) Adjust AGC bias to maintain the waveform achieve 1V p-p.
- (V) Adjust tuner convertor coil to obtain the waveform as Fig.3.

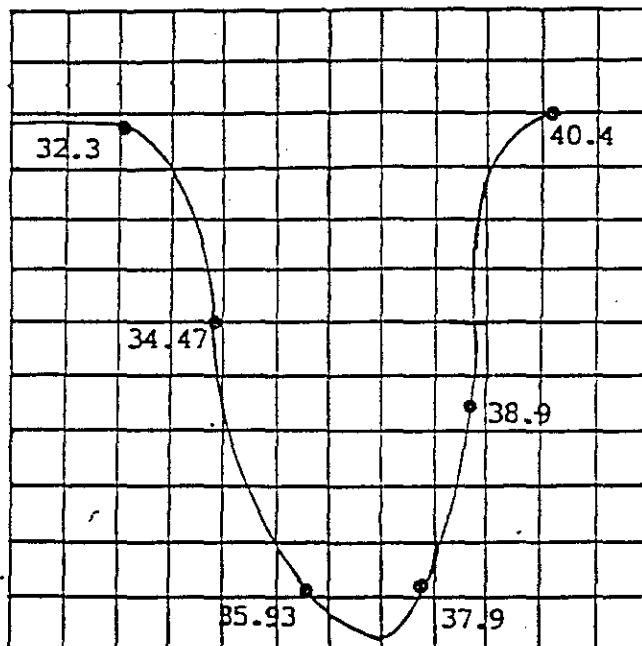


Fig. 3

#### D. AFC ALIGNMENT

- (i) Connect Philips Pattern Generator to tuner test point and Ground (Frequency is 38.9 MHz color bar)
- (ii) Connect Digital multimeter to PIN 18 at IC102.
- (iii) Adjust T101 to obtain a DC 6V.

#### E. SOUND TANK COIL ALIGNMENT

- (i) Connect Philips Pattern Generator to tuner test point and Ground (Frequency is 38.9 MHz color bar)
- (ii) Connect Digital multimeter to PIN 12 at IC101.
- (iii) Adjust T103 to obtain a DC 2.8V.

F. SIF ALIGNMENT

- (i) Connect the sweep generator to TP105.
- (ii) Connect waveform detect to PIN 1 and PIN 3 at CN306.
- (iii) Connect AGC Bias voltage to TP101.
- (iv) The output of sweep generator should be -40dB.
- (v) Adjust T104 and T102 to obtain the waveform as Fig.5.

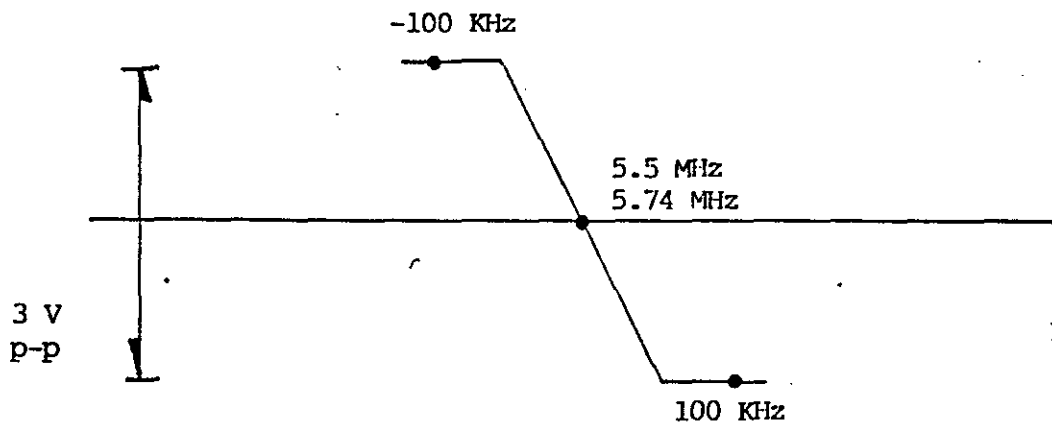


Fig. 5

## G. STEREO and Dual Sound Alignment

- (1) Receive color bar pattern (with stereo and Dual Sound).
- (2) Connect oscilloscope to TP001 and TP002.
- (3) Adjust T001, VR001 and VR003 to obtain a maximum amplitude as Fig.6 & Fig. 7.

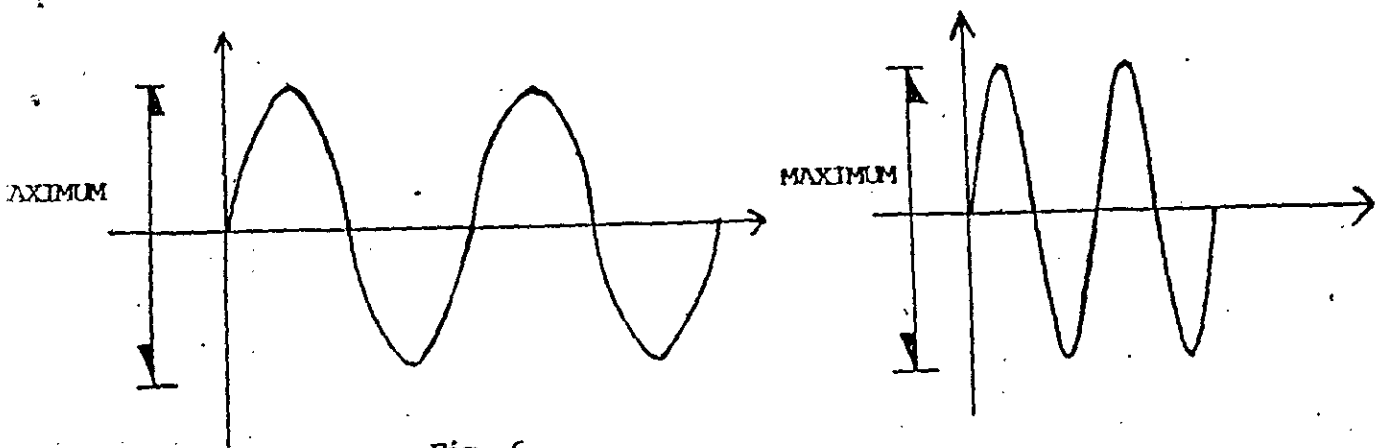


Fig. 6

## II. Separation Alignment

- (1) Receive color bar pattern (with stereo sound, L 3 KHz R 1 KHz).
- (2) Connect Digital multimeter to PIN 1 at CN201 and ground.
- (3) Adjust volume control to obtain a 0.89 Vrms.
- (4) Switch off the left channel signal (3 KHz) from the signal generator.
- (5) Adjust VR002 to make a minimum output level.



PAL COLOUR ALIGNMENT

- (1) Receive Philips Pattern.
- (2) Connect Oscilloscope to TP305.
- (3) Set color control to maximum position.
- (4) Adjust T301, CT301 and VR302 to obtain the waveform as Fig.6.

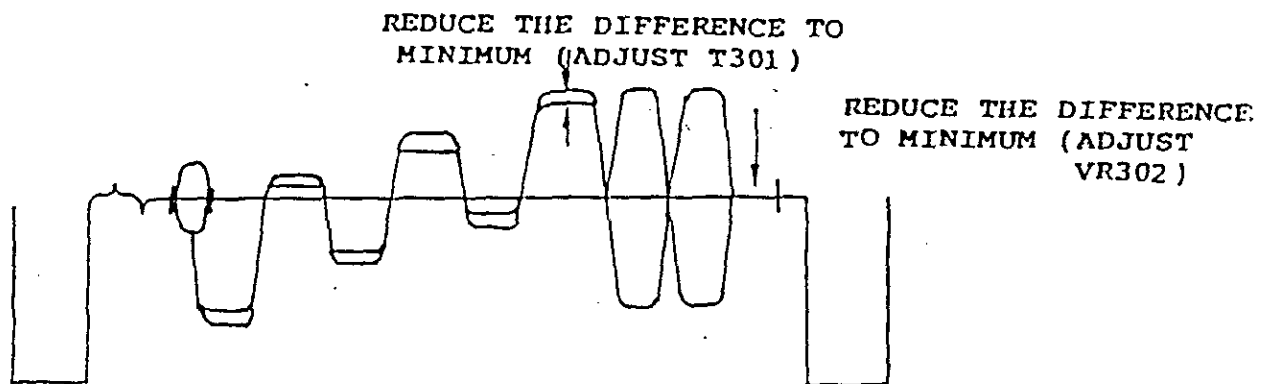


Fig.6

#### B+ ADJUSTMENT

- 1) Connect a digital volt meter to TPB+ and ground.
- 2) Set Brightness, contrast and colour to minimum.
- 3) Adjust VR901 and obtain a reading of 112v.

#### HORIZONTAL CIRCUIT ADJUSTMENT

- 1) Receive Monoscope Pattern input signal 80dBuV.
- 2) Connect terminal 25 pin of IC102 and the ground with the Elect.Cap. 10/16
- 3) Adjust VR103 to obtain the picture running at center.
- 4) Adjust VR102 to obtain the picture at center.

#### VERTICAL CIRCUIT ADJUSTMENT

- 1) Receive the Monoscope Pattern.
- 2) Adjust V-size (VR401) to obtain a normal picture.

#### WHITE BALANCE ALIGNMENT STEP

(de-guss the picture by deguassing coil if necessary)

- 1) Turn the brightness, contrast and picture control to minimum value.
- 2) Turn VR501,502,504 to middle position. Turn VR503,505 to middle position.
- 3) Turn VR301 to middle position.
- 4) Receive a black and white pattern.
- 5) Connect a digital meter between G2 and Ground on CRT Board.
- 6) Adjust screen volume on FBT to obtain a 310V.
- 7) Adjust VR502,503,504,505 to obtain a uniformly white picture (9300°K)

#### SUB-BRIGHTNESS ALIGNMENT

- 1) Receive a colour bar pattern.
- 2) Turn the brightness, contrast and colour to minimum.
- 3) Adjust VR301 until the brightest bar can just be seen.

#### FOCUS ALIGNMENT

- 1) Set the brightness and contrast to middle position.
- 2) Receive a monoscope pattern.
- 3) Adjust focus control to obtain sharpest picture.

#### AGC ALIGNMENT

- 1) Receive CH69 (UHF) and input field strength in 63dB  $\pm$ 3dB input.
- 2) Adjust VR101 to the point where noise is disappeared.

VOLTAGE TABLE FOR IC

SYMBOL PIN NO.	IC601	IC102	IC302	IC304	IC301
	(V)	(V)	(V)	(V)	(V)
1	4.33	5.4	3.6	3.4	0.09
2	0.82	2.9	GND	11.2	0
3	4.85	2.8	3.6	8.4	0
4	4.85	3.5	3.6	8.3	0
5	4.85	3.2	3.6	8.2	0
6	NC	GND	3.6	0.86	0
7	0.04	11.6	3.6	0.1	0
8	0.02	5.6	0.01	4.1	0
9	2.5	5.6	0.14	4.1	0
10	4.1	2.4	0.02	4.1	GND
11	GND	1.85	3	2.7	0.1
12	4.5	NC	0.02	3.1	0
13	5	3	3	NC	0.1
14	5	1.5	11.2	3.9	0
15	5	NC	0.02	3.9	0.1
16	5	GND	3.0	2.6	0
17	5	3.5		1.9	0.09
18	0.1	5.0		GND	0
19	5	6.6		3.4	0.09
20	5	5.6		3.4	5
21	GND	5.6			
22	0	9.5			
23	0	2.8			
24	0	2.8			
25	0	4.6			
26	0.4	0.8			
27	-0.02	0.8			
28	5	3.3			
29	4.6				
30	GND				
31	2.4				
32	2.4				
33	5				
34	0.6				
35	4.9				
36	4.9				
37	0.02				
38	GND				
39	3.3				
40	2.8				
41	0.25				
42	5				

NOTE : VOLTAGE ARE TAKEN UNDER TUNED CONDITION WITH

- CONTRAST : Maximum Position
- BRIGHTNESS : Maximum Position
- COLOR : Maximum Position
- SIGNAL INPUT : 80 dBuV
- CHANNEL SETTING : The Last Channel of UHF High
- SIGNAL PATTERN : Colour Bar



VOLTAGE TABLE FOR IC

SYMBOL PIN NO.	IC305 (V)	IC303 (V)	IC901 (V)	IC401 (V)	IC201 (V)
1	7.4	5.1	10.6	1.2	1.2
2	7.4	0	GND	GND	0.01
3	GND	3.8	5	1.3	GND
4	2.2	0		GND	15.3
5	2.3	3.9		12.6	0.01
6	8.0	3.5		25	1.2
7	11.4	GND		NC	14.2
8	5.6	GND		5.7	7.9
9	3.2	3.3		24.6	15.2
10	7.8	3.8			8.0
11	2.9	0.8			14.2
12	7.6	5.1			GND
13	2.1	5.1			
14	7.1	NC			
15	0.9	4.4			
16	NC	9.8			
17		3.4			
18		9.5			
19		NC			
20		3.1			
21		NC			
22		4.4			
23		GND			
24		5.1			

NOTE : VOLTAGE ARE TAKEN UNDER TUNED CONDITION WITH

- CONTRAST : Maximum Position
- BRIGHTNESS : Maximum Position
- COLOR : Maximum Position
- SIGNAL INPUT : 80 dBV
- CHANNEL SETTING : The Last Channel of UHF High
- SIGNAL PATTERN : Colour Bar

VOLTAGE TABLE FOR IC

SYMBOL PIN NO.	IC005 (V)	IC006 (V)	IC007,008 (V)	IC009 (V)	IC010 (V)
1	2.1	2.0	5.2	2.6	5.2
2	0.78	GND	1.4	2.6	NC
3	0.61	2.3	1.4	2.6	NC
4	0.61	5.3	GND	GND	5.2
5	0.61	3.9	5.2	5.2	GND
6	GND	4.0	5.2	1.4	5.2
7	GND	4.0	5.2	1.4	GND
8	GND	3.9	11.4	1.4	2.6
9	3.1	1.2			2.6
10	7.1	2.1			2.6
11	0.61	4.2			GND
12	2.1	5.3			GND
13	0.78	4.2			5.2
14	0.78	GND			GND
15	0.78	2.3			4.8
16	11.3	2.6			2.3
17		NC			2.2
18		NC			5.2
19		GND			2.6
20		3.3			NC
21					2.3
22					NC
23					5.2
24					NC
25					GND
26					NC
27					0.03
28					5.2

NOTE : VOLTAGE ARE TAKEN UNDER TUNED CONDITION WITH

- CONTRAST : Maximum Position
- BRIGHTNESS : Maximum Position
- COLOR : Maximum Position
- SIGNAL INPUT : 80 dBuV
- CHANNEL SETTING : The Last Channel of UHF High
- SIGNAL PATTERN : Colour Bar

VOLTAGE TABLE FOR IC

SYMBOL		IC801	SYMBOL		IC801
PIN NO.		(V)	PIN NO.		(V)
1		5	43		4.2
2		1.8	44		0.8
3		1.9	45		0.8
4		0.03	46		0.8
5		GND	47		2.5
6		4.9	48		5.0
7		2.2			
8		2.4			
9		2.5			
10		5.0			
11		GND			
12		2.1			
13		5			
14		GND			
15		0.42			
16		0.5			
17		0.4			
18		3.8			
19		4.5			
20		0.8			
21		2.5			
22		NC			
23		4.3			
24		4.3			
25		GND			
26		0.5			
27		0.5			
28		0.5			
29		0.3			
30		0.5			
31		4.2			
32		0.3			
33		0			
34		3.7			
35		3.6			
36		3.6			
37		1.2			
38		1.3			
39		3.8			
40		2.2			
41		2.2			
42		4.2			

NOTE : VOLTAGE ARE TAKEN UNDER TUNED CONDITION WITH

- CONTRAST : Maximum Position
- BRIGHTNESS : Maximum Position
- COLOR : Maximum Position
- SIGNAL INPUT : 80 dBuV
- CHANNEL SETTING : The Last Channel of UHF High
- SIGNAL PATTERN : Colour Bar

VOLTAGE TABLE FOR TRANSISTOR							
SYMBOL	B (V)	C (V)	E (V)	SYMBOL	B (V)	C (V)	E (V)
Q001	2.1	7.6	1.4	Q302	0	1.9	0
Q002	3.5	11.4	2.8	Q303	3.05	0	3.75
Q003	1.8	3.4	1.1	Q401	0.4	60.0	-0.01
Q004	2.5	5.3	1.8	Q402	-0.1	110.0	0
Q005	3.7	11.4	3.0	Q601	0.6	2.01	0
Q006	5.2	5.2	4.5	Q602	0.7	0.06	0
Q007	0.08	5.2	0.3	Q603	9.2	12.2	8.7
Q008	0.65	0.01	0	Q604	0	0.24	0
Q009	0.55	0.01	0	Q605	0.3	1.1	0
Q010	0.01	5.6	0.01	Q901	9	15.3	8.4
Q101	10.2	10.9	11.1	Q902	6.4	-0.02	2.1
Q102	11.1	0	11.1	Q903	-0.02	1.55	0
Q103	0.65	0.04	0	Q904	-2.48	264	0.1
Q104	0.04	11.1	0	Q905	0.6	0.04	0
Q105	1.10	7.3	0.4	Q906	109.5	110	110.1
Q106	0	2.4	0	Q907	110	110.1	109.4
Q107	0.04	11.1	0	Q501	3.13	134.2	2.6
Q108	11.1	0	11.1	Q502	3.6	128.4	2.6
Q109	3.5	11.1	2.8	Q503	3.1	127.4	2.6
Q201	16.3	15.7	15.6	Q701	0	3	0
Q301	0.04	2.53	0	Q702	3	-0.8	3

NOTE : VOLTAGE ARE TAKEN UNDER TUNED CONDITION WITH

CONTRAST : Maximum Position

BRIGHTNESS : Maximum Position

COLOR : Maximum Position

SIGNAL INPUT : 80 dB $\mu$ V

CHANNEL SETTING : The last Channel of UIF High

SIGNAL PATTERN : Colour Bar



Print Date : 04/10/94

Page Number : 1

<< B.O.M. PRICE LIST FOR CUSTOMER >> - CURRENCY (USD)

PRODUCT CODE : 892174-500001-GT

DESCRIPTION : CT-M217 TEAC PAL/BG W/SCART MATT BLACK 240V SAA TYPE

ASSEMBLY NUMBER	DESCRIPTION
-----	-----
155-000000-02-00	COMMON PART FOR HANDSET ASS'Y
155-000000-02-16	NON-COM HANDSET ASS'Y (40 PROG) W/O TXT
158-892174-50-00	COMMON PART FOR CHASSIS ASS'Y (B/G)
158-892174-50-01	NON-COMMON PART FOR CHASSIS ASS'Y (B/G)
159-892174-50-00	COMMON PART FOR CASING ASS'Y (B/G)
159-892174-50-02	NON-COMMON PART FOR CASING ASS'Y (M.BLK)
163-892174-50-02	NON-COMMON PART FOR PACKING ASS'Y (B/G)

\*\* THIS SPARE LIST IS MADE FOR TECHNICAL / MAINTENANCE REFERENCE ONLY \*\*

\*\* THIS SPARE LIST IS MADE FOR TECHNICAL / MAINTENANCE REFERENCE ONLY \*\*

\*\* THIS SPARE LIST IS MADE FOR TECHNICAL / MAINTENANCE REFERENCE ONLY \*\*

Print Date : 04/10/94

PRODUCT CODE : 892174-500001-GT

Page Number : 2

DESCRIPTION : CT-M217 TEAC PAL/BG W/SCART MATT BLACK 240V SAA TYPE

Component Part	Description / Location	Unit	Subs	Quantity Required	Unit Price	Amount
*** ASSEMBLY : 155-000000-02-00 COMMON PART FOR HANDSET ASS'Y						
107-800455-46	455K HZ RESONATOR C9B455EB MURATA CF701	PC	0	1.00000	.1980	.1980
113-101005-17	CARBON FILM RESISTOR 100 OHM 1/16W +-5% R704,706	PC	0	2.00000	.0044	.0088
113-102005-17	CARBON FILM RESISTOR 1K OHM 1/16W +-5% R705	PC	0	1.00000	.0046	.0046
113-103005-17	CARBON FILM RESISTOR 10K OHM 1/16W +-5% R702	PC	0	1.00000	.0044	.0044
113-109005-17	CARBON FILM RESISTOR 1 OHM 1/16W +-5% R707,708	PC	0	2.00000	.0044	.0088
113-473005-17	CARBON FILM RESISTOR 47K OHM 1/16W +-5% R703	PC	0	1.00000	.0035	.0035
113-682005-17	CARBON FILM RESISTOR 6.8K OHM 1/16W +-5% R701	PC	0	1.00000	.0044	.0044
127-476042-03	ELECT. CAP. 47 MFD 16V +-20% C701	PC	0	1.00000	.0288	.0288
130-600101-00	INFRARED EMITTER EL-1L1 KODENSHI LED702	PC	0	1.00000	.1346	.1346
131-210719-29	TRANSISTOR 29A719R/S MATSUSHITA Q702	PC	0	1.00000	.0632	.0632
131-230945-00	TRANSISTOR 29C945 NEC Q701	PC	0	1.00000	.0417	.0417
133-803010-33	I.C. SAA3010T PHILIPS IC701	PC	0	1.00000	.7500	.7500
190-892001-00	REMOTE P.C.B. (200791)	PC	0	1.00000	.5371	.5371
516-260408-10	SELF-TAPPING SCREW 2.6 X 8 P/T(HARDEN) CAB. MTG.	PC	0	1.00000	.0017	.0017
773-000802-00	BATTERY CONTACT PLATE (B) (+VE,-VE) W/NICKEL PLATING		0	1.00000	.0554	.0554
773-881301-00	BATTERY CONTACT PLATE (+)		0	1.00000	.0260	.0260
773-881302-00	BATTERY CONTACT PLATE (-)		0	1.00000	.0347	.0347
964-881300-00	SENSOR LENS		0	1.00000	.0433	.0433

AS9B PRICE : 1.9491

\*\* THIS SPARE LIST IS MADE FOR TECHNICAL / MAINTENANCE REFERENCE ONLY \*\*

Print Date : 04/10/94      PRODUCT CODE : 892174-500001-GT  
 Page Number : 3      DESCRIPTION : CT-M217 TEAC PAL/BG W/SCART      MATT BLACK 240V SAA TYPE

Component Part	Description / Location	Unit Subs	Quantity Required	Unit Price	Amount
*** ASSEMBLY : 155-000000-02-16 NON-COM HANDSET ASS'Y (40 PROG) W/O TXT					
849-881300-00	CONTACT RUBBER KEY PAD	0	1.00000	.4231	.4231
892-881301-34	DIAL KEY PLATE - TEAC DESIGN (25 KEYS) W/O TXT	0	1.00000	.1885	.1885
900-881310-01	HANDSET TOP CABINET - BLACK MOULDED(MATCH W/902-881310-01)	1	1.00000	.1646	.1646
900-881311-01	HANDSET TOP CABINET - BLACK MOULDED(MATCH W/902-881311-01)	1	.00000	.0000	.0000
902-881310-01	HANDSET BOTTOM CABINET - BLACKMOULDED	2	1.00000	.1646	.1646
902-881311-01	HANDSET BOTTOM CABINET - BLACKMOULDED	2	.00000	.0000	.0000
910-881301-01	BATTERY DOOR	0	1.00000	.0308	.0308
				ASSB PRICE :	.9715

\*\* THIS SPARE LIST IS MADE FOR TECHNICAL / MAINTENANCE REFERENCE ONLY \*\*

Print Date : 04/10/94

PRODUCT CODE : 892174-500001-GT

Page Number : 4

DESCRIPTION : CT-M217 TEAC PAL/BG W/SCART MATT BLACK 240V SAA TYPE

Component Part	Description / Location	Unit	Subs	Quantity Required	Unit Price	Amount
*** ASSEMBLY : 158-892174-50-00 COMMON PART FOR CHASSIS ASS'Y (B/G)						
001-220027-07	FLYBACK TRANSFORMER FCM20B027 SAMSUNG T402	PC	0	1.00000	6.8469	6.8469
012-102340-06	SEMI-FIXED RESISTOR EVND8AA 03B13 1KB VR401,901	PC	0	2.00000	.0538	.1077
012-103340-06	SEMI-FIXED RESISTOR EVND8AA 03B14 10KB VR103	PC	0	1.00000	.0529	.0529
012-104340-06	SEMI-FIXED RESISTOR EVND8AA 03B15 100KB VR101	PC	0	1.00000	.0538	.0538
012-301330-06	SEMI-FIXED RESISTOR EVND2AA 03B32 300B VR503,505	PC	0	2.00000	.0587	.1173
012-501340-06	SEMI-FIXED RESISTOR EVND 8AA 03B52 500B VR302	PC	0	1.00000	.0529	.0529
012-502330-06	SEMI-FIXED RESISTOR EVND2AA 03B53 5KB VR502,504,501	PC	0	3.00000	.0587	.1760
012-502340-06	SEMI-FIXED RESISTOR EVND8AA 03B53 5KB VR601	PC	0	1.00000	.0544	.0544
012-503340-06	SEMI-FIXED RESISTOR EVNDBAA 03B54 50KB VR102,301	PC	0	2.00000	.0538	.1077
013-100001-02	GLASS DELAY LINE (ADVANCE MOTION/WEI HAW YCS-EN645A11) DLY302	PC	0	1.00000	.9481	.9481
013-200005-00	Y-DELAY LINE YBL50F18X DLY301	PC	0	1.00000	.3880	.3880
101-190710-96	HORIZONTAL DRIVE TRANSFORMER R0710 T401	PC	0	1.00000	.2885	.2885
101-288820-95	LINE FILTER 70MH L901	PC	0	1.00000	.7308	.7308
101-414025-94	SWITCHING POWER TRANSFORMER (HL4025B) T901	PC	0	1.00000	2.0769	2.0769
102-370600-02	TANK COIL / AFC COIL COILS 707851 T101	PC	0	1.00000	.1000	.1000
102-671000-02	SOUND IF 5.5 TO 6.5 MHZ COIL, COILS 708997 T102	PC	0	1.00000	.1000	.1000
102-770200-02	SECAM COLOR PAL DELAY LINE MATCHING COILS 707850 T301	PC	0	1.00000	.0865	.0865
105-100103-02	FIXED INDUCTIVE COIL 10UH +-10% AXIAL TYPE L102	PC	0	1.00000	.0342	.0342
105-150101-02	FIXED INDUCTIVE COIL 15UH 10% L105,104	PC	0	2.00000	.0342	.0684
105-201106-02	CHOKE COIL 200UH 10% CH9012- 201K (ELEC PRODUCT) L903	PC	0	1.00000	.1682	.1682
105-330101-02	FIXED INDUCTIVE COIL 33UH +-10% T305	PC	0	1.00000	.0342	.0342
105-331101-02	FIXED INDUCTIVE COIL 330UH +-10% L501	PC	0	1.00000	.0342	.0342
105-650052-13	LINEARITY COIL 65UH FOR 20" CRT L401	PC	0	1.00000	.3423	.3423
105-689101-02	FIXED INDUCTIVE COIL 6.8UH 10% L103	PC	0	1.00000	.0342	.0342

\*\* THIS SPARE LIST IS MADE FOR TECHNICAL / MAINTENANCE REFERENCE ONLY \*\*

Print Date : 04/10/94      PRODUCT CODE : 892174-500001-GT  
 Page Number : 5      DESCRIPTION : CT-M217 TEAC PAL/BG W/SCART      MATT BLACK 240V SAA TYPE

Component Part	Description / Location	Unit	Subs	Quantity Required	Unit Price	Amount
105-828103-02	FIXED INDUCTIVE COIL 0.82UH 10% AXIAL TYPE L101	PC	0	1.00000	.0342	.0342
105-829101-02	FIXED INDUCTIVE COIL 8.2UH 10% L301,302,303,304	PC	0	4.00000	.0342	.1368
113-100105-17	CARBON FILM RESISTOR 10 OHM 1/4W +-5% R601,119,108,163	PC	0	4.00000	.0028	.0112
113-101105-17	CARBON FILM RESISTOR 100 OHM 1/4W +-5% R624,625,650,643,644,638	PC	0	6.00000	.0028	.0167
113-101105-17	CARBON FILM RESISTOR 100 OHM 1/4W +-5% R336,337,338,319,322,112	PC	0	6.00000	.0028	.0167
113-102105-17	CARBON FILM RESISTOR 1K OHM 1/4W +-5% R619,617,607,608,618,620,621,634,637,640,641,633	PC	0	12.00000	.0030	.0358
113-102105-17	CARBON FILM RESISTOR 1K OHM 1/4W +-5% R109,143,153,160,320,321,302,328,921	PC	0	9.00000	.0030	.0268
113-102105-17	CARBON FILM RESISTOR 1K OHM 1/4W +-5% R329,352,331,402,613	PC	0	5.00000	.0030	.0149
113-102305-75	METAL OXIDE FILM RESISTOR 1K OHM 1W +-5% R414	PC	0	1.00000	.0187	.0187
113-103101-67	METAL FILM RESISTOR 10K OHM 1/4W +-1% R609	PC	0	1.00000	.0100	.0100
113-103105-12	CARBON FILM RESISTOR 10K OHM 1/4W +-5% R908,425	PC	0	2.00000	.0023	.0045
113-103105-17	CARBON FILM RESISTOR 10K OHM 1/4W +-5% R605,612,623,635,649,632,103,110,113,104,111,165	PC	0	12.00000	.0028	.0335
113-103105-17	CARBON FILM RESISTOR 10K OHM 1/4W +-5% R303,304,315,354,209,407	PC	0	6.00000	.0028	.0167
113-103405-75	METAL OXIDE FILM RESISTOR 10K OHM 2W +-5% R162	PC	0	1.00000	.0240	.0240
113-104105-17	CARBON FILM RESISTOR 100K OHM 1/4W +-5% R161	PC	0	1.00000	.0030	.0030
113-104205-12	CARBON FILM RESISTOR 100K OHM 1/2W +-5% R920	PC	0	1.00000	.0062	.0062
113-104305-75	METAL OXIDE FILM RESISTOR 100KOHM 1W +-5% R925	PC	0	1.00000	.0187	.0187
113-105105-17	CARBON FILM RESISTOR 1M OHM 1/4W +-5% R138	PC	0	1.00000	.0032	.0032
113-120305-75	METAL OXIDE FILM RESISTOR 12 OHM 1W +-5% R911	PC	0	1.00000	.0187	.0187
113-120405-75	METAL OXIDE FILM RESISTOR 12 OHM 2W +-5% R924	PC	0	1.00000	.0240	.0240
113-122105-17	CARBON FILM RESISTOR 1.2K OHM 1/4W +-5% R323,602	PC	0	2.00000	.0030	.0060
113-122205-12	CARBON FILM RESISTOR 1K2 OHM 1/2W +-5% R409	PC	0	1.00000	.0062	.0062
113-123105-17	CARBON FILM RESISTOR 12K OHM 1/4W +-5% R132,615,928,933	PC	0	4.00000	.0028	.0112
113-124205-12	CARBON FILM RESISTOR 120K OHM 1/2W +-5% R421	PC	0	1.00000	.0062	.0062
113-152105-17	CARBON FILM RESISTOR 1.5K OHM 1/4W +-5% R150,152	PC	0	2.00000	.0028	.0056

\*\* THIS SPARE LIST IS MADE FOR TECHNICAL / MAINTENANCE REFERENCE ONLY \*\*

Print Date : 04/10/94

PRODUCT CODE : 892174-500001-GT

Page Number : 6

DESCRIPTION : CT-M217 TEAC PAL/BG W/SCART MATT BLACK 240V 9AA TYPE

Component Part	Description / Location	Unit	Subs	Quantity Required	Unit Price	Amount
113-153105-17	CARBON FILM RESISTOR 15K OHM 1/4W +-5% R604,616,401	PC	0	3.00000	.0028	.0084
113-153405-75	METAL OXIDE FILM RESISTOR 15K OHM 2W +-5% R510,511,505	PC	0	3.00000	.0240	.0721
113-154105-17	CARBON FILM RESISTOR 150K OHM 1/4W +-5% R157	PC	0	1.00000	.0028	.0028
113-159305-75	METAL OXIDE FILM RESISTOR 1.5 OHM 1W +-5% R410	PC	0	1.00000	.0187	.0187
113-181105-17	CARBON FILM RESISTOR 180 OHM 1/4W +-5% R340	PC	0	1.00000	.0028	.0028
113-182105-17	CARBON FILM RESISTOR 1.8K OHM 1/4W +-5% R907,628,629,630,631,148,335,334	PC	0	8.00000	.0028	.0223
113-183105-17	CARBON FILM RESISTOR 18K OHM 1/4W +-5% R317,339	PC	0	2.00000	.0028	.0056
113-184105-17	CARBON FILM RESISTOR 180K OHM 1/4W +-5% R151,156	PC	0	2.00000	.0028	.0056
113-202605-75	METAL OXIDE FILM RESISTOR 2K OHM 5W +-5% R416	PC	0	1.00000	.1500	.1500
113-220105-17	CARBON FILM RESISTOR 22 OHM 1/4W +-5% R325	PC	0	1.00000	.0030	.0030
113-221105-17	CARBON FILM RESISTOR 220 OHM 1/4W +-5% R627,106	PC	0	2.00000	.0028	.0056
113-221305-75	METAL OXIDE FILM RESISTOR 220 OHM 1W +-5% R413	PC	0	1.00000	.0187	.0187
113-222101-67	METAL FILM RESISTOR 2.2K OHM 1/4W +-1% R146	PC	0	1.00000	.0100	.0100
113-222105-17	CARBON FILM RESISTOR 2.2K OHM 1/4W +-5% R507,509,513,201,141,652,332	PC	0	7.00000	.0028	.0195
113-223105-17	CARBON FILM RESISTOR 22K OHM 1/4W +-5% R646,129,417,614	PC	0	4.00000	.0028	.0112
113-224105-17	CARBON FILM RESISTOR 220K OHM 1/4W +-5% R207,653	PC	0	2.00000	.0030	.0060
113-229105-17	CARBON FILM RESISTOR 2.2 OHM 1/4W +-5% R125,342,208	PC	0	3.00000	.0028	.0084
113-229205-12	CARBON FILM RESISTOR 2.2 OHM 1/2W +-5% R139,351	PC	0	2.00000	.0062	.0123
113-229305-72	METAL OXIDE FILM RESISTOR 2.2 OHM 1W +-5% R202	PC	0	1.00000	.0192	.0192
113-229405-75	METAL OXIDE FILM RESISTOR 2.2 OHM 2W +-5% R902	PC	0	1.00000	.0240	.0240
113-229605-51	WIRE WOUND CEMENT RESISTOR 2.2 OHM 5W +-5% R901	PC	0	1.00000	.1654	.1654
113-243105-17	CARBON FILM RESISTOR 24K OHM 1/4W +-5% R408	PC	0	1.00000	.0030	.0030
113-270105-17	CARBON FILM RESISTOR 27 OHM 1/4W +-5% R115	PC	0	1.00000	.0028	.0028
113-270405-75	METAL OXIDE FILM RESISTOR 27 OHM 2W +-5% R912	PC	0	1.00000	.0240	.0240
113-271105-17	CARBON FILM RESISTOR 270 OHM 1/4W +-5% R147,636,639,642	PC	0	4.00000	.0028	.0112

\*\* THIS SPARE LIST IS MADE FOR TECHNICAL / MAINTENANCE REFERENCE ONLY \*\*

Print Date : 04/10/94      PRODUCT CODE : 892174-500001-GT  
 Page Number : 7      DESCRIPTION : CT-M217 TEAC PAL/BG W/SCART      MATT BLACK 240V SAA TYPE

Component Part	Description / Location	Unit	Subs	Quantity Required	Unit Price	Amount
113-272105-17	CARBON FILM RESISTOR 2.7K OHM 1/4W +-5% R142,134	PC	0	2.00000	.0028	.0056
113-272205-12	CARBON FILM RESISTOR 2.7K OHM 1/2W +-5% R502,503,504	PC	0	3.00000	.0062	.0185
113-272205-17	CARBON FILM RESISTOR 2.7K OHM 1/2W +-5% R922,415	PC	0	2.00000	.0062	.0123
113-273105-17	CARBON FILM RESISTOR 27K OHM 1/4W +-5% R155,603	PC	0	2.00000	.0028	.0056
113-331105-17	CARBON FILM RESISTOR 330 OHM 1/4W +-5% R905,411,343,344,362	PC	0	5.00000	.0028	.0139
113-332102-17	CARBON FILM RESISTOR 3.3K OHM 1/4W +-2% R904	PC	0	1.00000	.0052	.0052
113-332105-17	CARBON FILM RESISTOR 3.3K OHM 1/4W +-5% R204,611,645,647	PC	0	4.00000	.0028	.0112
113-333105-17	CARBON FILM RESISTOR 33K OHM 1/4W +-5% R118,127,128,114,117,144,406	PC	0	7.00000	.0028	.0195
113-334105-17	CARBON FILM RESISTOR 330K OHM 1/4W +-5% R159	PC	0	1.00000	.0028	.0028
113-334305-75	METAL OXIDE FILM RESISTOR 330KOHM. 1W +-5% R913	PC	0	1.00000	.0187	.0187
113-335105-17	CARBON FILM RESISTOR 3.3M OHM 1/4W +-5% R365	PC	0	1.00000	.0028	.0028
113-338405-75	METAL OXIDE FILM RESISTOR 0.330HM 2W +-5% R914	PC	0	1.00000	.0240	.0240
113-339405-42	NON-FLAMMABLE FUSE RESISTOR 3.3 OHM 2W +-5% R501	PC	0	1.00000	.0731	.0731
113-390505-75	METAL OXIDE FILM RESISTOR 39 OHM 3W +-5% R926	PC	0	1.00000	.0510	.0510
113-390605-75	METAL OXIDE FILM RESISTOR 39 OHM 5W +-5% R915	PC	0	1.00000	.1154	.1154
113-391105-17	CARBON FILM RESISTOR 390 OHM 1/4W +-5% R506,508,347	PC	0	3.00000	.0028	.0084
113-392105-17	CARBON FILM RESISTOR 3.9K OHM 1/4W +-5% R404	PC	0	1.00000	.0028	.0028
113-393105-17	CARBON FILM RESISTOR 39K OHM 1/4W +-5% R316	PC	0	1.00000	.0028	.0028
113-471105-17	CARBON FILM RESISTOR 470 OHM 1/4W +-5% R140,412	PC	0	2.00000	.0028	.0056
113-472105-17	CARBON FILM RESISTOR 4.7K OHM 1/4W +-5% R910,149,927,324	PC	0	4.00000	.0028	.0112
113-473105-17	CARBON FILM RESISTOR 47K OHM 1/4W +-5% R622,648,651,301	PC	0	4.00000	.0028	.0112
113-479105-17	CARBON FILM RESISTOR 4.7 OHM 1/4W +-5% R327	PC	0	1.00000	.0028	.0028
113-511105-17	CARBON FILM RESISTOR 510 OHM 1/4W +-5% R512	PC	0	1.00000	.0028	.0028
113-562105-17	CARBON FILM RESISTOR 5.6K OHM 1/4W +-5% R105,318,203,206	PC	0	4.00000	.0028	.0112
113-563105-17	CARBON FILM RESISTOR 56K OHM 1/4W +-5% R341	PC	0	1.00000	.0028	.0028

\*\* THIS SPARE LIST IS MADE FOR TECHNICAL / MAINTENANCE REFERENCE ONLY \*\*

Print Date : 04/10/94      PRODUCT CODE : 892174-500001-GT  
 Page Number : 8      DESCRIPTION : CT-M217 TEAC PAL/BG W/SCART      MATT BLACK 240V SAA TYPE

Component Part	Description / Location	Unit	Subs	Quantity Required	Unit Price	Amount
113-565205-92	CARBON COMPOSITION RESISTOR 5.6M 1/2W +-5% R916,917	PC	0	2.00000	.0653	.1327
113-629405-75	METAL OXIDE FILM RESISTOR 6.2 OHM 2W +-5% R422	PC	0	1.00000	.0240	.0240
113-682102-17	CARBON FILM RESISTOR 6.8K OHM 1/4W +-2% R903	PC	0	1.00000	.0052	.0052
113-682105-17	CARBON FILM RESISTOR 6.8K OHM 1/4W +-5% R909,359,419	PC	0	3.00000	.0028	.0084
113-683105-17	CARBON FILM RESISTOR 68K OHM 1/4W +-5% R405	PC	0	1.00000	.0028	.0028
113-688205-42	FUSING RESISTOR 0.68 OHM 1/2W +-5% R919	PC	0	1.00000	.0462	.0462
113-688305-42	FUSING RESISTOR 0.68 OHM 1W +-5% R918,423,424	PC	0	3.00000	.0587	.1760
113-750105-17	CARBON FILM RESISTOR 75 OHM 1/4W +-5% R929,930,931,932	PC	0	4.00000	.0028	.0112
113-820105-17	CARBON FILM RESISTOR 82 OHM 1/4W +-5% R418,101,326,330	PC	0	4.00000	.0028	.0112
113-821105-17	CARBON FILM RESISTOR 820 OHM 1/4W +-5% R360	PC	0	1.00000	.0028	.0028
113-822105-17	CARBON FILM RESISTOR 8.2K OHM 1/4W +-5% R906,923,420,626	PC	0	4.00000	.0028	.0112
113-823105-17	CARBON FILM RESISTOR 82K OHM 1/4W +-5% R145,363	PC	0	2.00000	.0028	.0056
113-824105-17	CARBON FILM RESISTOR 820K OHM 1/4W +-5% R158	PC	0	1.00000	.0028	.0028
114-210200-01	THERMISTOR (NICHICON ZPB53 BL 200C) TH901	PC	0	1.00000	.4231	.4231
123-100340-60	CERAMIC CAP. 10PF +-5% 50V (SL TYPE) C349	PC	0	1.00000	.0098	.0098
123-101350-60	CERAMIC CAP. 100 PF 50V +-10% (SL TYPE) C612	PC	0	1.00000	.0110	.0110
123-102350-90	CERAMIC CAP. 0.001 MFD 50V +-10% (B TYPE) C138,614,918,920,921	PC	0	5.00000	.0106	.0529
123-102850-10	CERAMIC CAP. 0.001 MFD 2KV +-10% MATSUSHITA C501	PC	0	1.00000	.1385	.1385
123-103370-90	CERAMIC CAP. 0.01 MFD 50V +80 -20% C102,117,110,126,311,333,334	PC	0	7.00000	.0098	.0687
123-104270-90	CERAMIC CAP. 0.1 MFD 25V +80 -20% C623,123,139,306,307,309	PC	0	6.00000	.0283	.1696
123-122551-90	CERAMIC CAP. 0.0012 MFD 500V +-10% (B TYPE) MATSUSHITA C415	PC	0	1.00000	.0423	.0423
123-150340-93	CERAMIC CAP. 15 PF 50V +-5% (NPD) CT301	PC	0	1.00000	.0118	.0118
123-151350-60	CERAMIC CAP 150 PF 50V +-10% (SL TYPE) C137	PC	0	1.00000	.0115	.0115
123-220340-60	CERAMIC CAP. 22 PF 50V +-5% (SL TYPE) C616,617,618,620	PC	0	4.00000	.0098	.0392
123-221350-60	CERAMIC CAP. 220 PF 50V +-10% (SL TYPE) C347,503,504,502	PC	0	4.00000	.0106	.0423



\*\* THIS SPARE LIST IS MADE FOR TECHNICAL / MAINTENANCE REFERENCE ONLY \*\*

Print Date : 04/10/94      PRODUCT CODE : 892174-500001-GT  
 Page Number : 9      DESCRIPTION : CT-M217 TEAC PAL/BG W/SCART      MATT BLACK 240V SAA TYPE

Component Part	Description / Location	Unit	Subs	Quantity Required	Unit Price	Amount
123-221551-90	CERAMIC CAP. 220 PF 500V +-10% MATSUSHITA C916	PC	0	1.00000	.0481	.0481
123-222850-10	CERAMIC CAP. 0.0022 MFD 2KV +-10% MATSUSHITA C911	PC	0	1.00000	.2385	.2385
123-223370-90	CERAMIC CAP. 0.022 MFD 50V +80-20% C109,131,124,122,127,128,129,135,331,332,343,335	PC	0	12.00000	.0123	.1475
123-223370-90	CERAMIC CAP. 0.022 MFD 50V +80-20% C344	PC	0	1.00000	.0123	.0123
123-390340-93	CERAMIC CAP. 39PF 50V +-5% (NPO) C630	PC	0	1.00000	.0121	.0121
123-470340-60	CERAMIC CAP. 47 PF 50V +-5% (SL TYPE) C118,121,613	PC	0	3.00000	.0098	.0294
123-472551-90	CERAMIC CAP. 0.0047 MFD 500V +-10% (B TYPE) MATSUSHITA C913,413,423	PC	0	3.00000	.1173	.3519
123-472552-90	CERAMIC CAP. 0.0047 MFD 500V +-10% (B TYPE) SMALL SIZE C904,903,907	PC	0	3.00000	.0630	.1890
123-509340-93	CERAMIC CAP. 5 PF 50V +-5% (NPO) C356	PC	0	1.00000	.0123	.0123
123-681350-60	CERAMIC CAP. 680 PF 50V +-10% (SL TYPE) C407	PC	0	1.00000	.0394	.0394
123-821850-10	CERAMIC CAP. 820 PF 2KV +-10% (SL TYPE) MATSUSHITA C914	PC	0	1.00000	.1308	.1308
124-106041-03	TANTALIUM CAP. 10 MFD 16V +-10% C404	PC	0	1.00000	.1042	.1042
124-335041-03	TANTALIUM CAP. 3.3 MFD 16V +-10% C427	PC	0	1.00000	.0663	.0663
126-102071-01	MYLAR CAP. 0.001 MFD 50V +-10% C130,402,426	PC	0	3.00000	.0125	.0375
126-103071-01	MYLAR CAP. 0.01 MFD 50V +-10% C204,361	PC	0	2.00000	.0115	.0231
126-104071-01	MYLAR CAP. 0.1 MFD 50V +-10% C908,304,310,324,325,326,205,133,305,308	PC	0	10.00000	.0260	.2596
126-104071-01	MYLAR CAP. 0.1 MFD 50V +-10% C207,409	PC	0	2.00000	.0260	.0519
126-104101-31	POLYPROPYLENE CAP. 0.1 MFD 100V +-10% C425	PC	0	1.00000	.1212	.1212
126-222071-01	MYLAR CAP. 0.0022 MFD 50V +-10% C610,624,203	PC	0	3.00000	.0125	.0375
126-222161-41	METALIZED POLYPROPYLENE CAP. 0.0022 MFD 1600V +-10% C420	PC	0	1.00000	.2442	.2442
126-223071-01	MYLAR CAP. 0.022 MFD 50V +-10% C321,322,323	PC	0	3.00000	.0160	.0479
126-224071-01	MYLAR CAP 0.22 MFD 50V +-10% C140,348,115,603,602	PC	0	5.00000	.0471	.2356
126-272070-31	POLYPROPYLENE CAP. 0.0027 MFD 50V +-5% C141	PC	0	1.00000	.0697	.0697
126-332161-41	METALIZED POLYPROPYLENE CAP. 0.0033 MFD 1600V +-10% C418	PC	0	1.00000	.2635	.2635
126-333071-01	MYLAR CAP. 0.033 MFD 50V +-10% C906	PC	0	1.00000	.0183	.0183

\*\* THIS SPARE LIST IS MADE FOR TECHNICAL / MAINTENANCE REFERENCE ONLY \*\*

Print Date : 04/10/94  
Page Number : 10

PRODUCT CODE : 892174-500001-GT  
DESCRIPTION : CT-M217 TEAC PAL/BG W/SCART MATT BLACK 240V SAA TYPE

Component Part	Description / Location	Unit	Subs	Quantity Required	Unit Price	Amount
126-334071-01	MYLAR CAP. 0.33 MFD 50V +-10% C143,145	PC	0	2.00000	.0613	.1227
126-472071-01	MYLAR CAP. 0.0047 MFD 50V +-10% C403,405	PC	0	2.00000	.0125	.0250
126-473071-01	MYLAR CAP. 0.047 MFD 50V +-10% C134,345	PC	0	2.00000	.0212	.0423
126-473211-41	METALLIZED POLYPROPYLENE CAP 0.047 MFD 250V +-10% VDE C902	PC	0	1.00000	.1365	.1365
126-474211-41	METALLIZED POLYPROPYLENE CAP 0.47 MFD 250V +-10% VDE C901	PC	0	1.00000	.4058	.4058
127-105072-03	ELECT. CAP. 1 MFD 50V +-20% C107,142,359,314,315,317,353,354,208	PC	0	9.00000	.0240	.2163
127-105132-03	ELECT. CAP. 1 MFD 160V +-20% C416	PC	0	1.00000	.0481	.0481
127-106042-03	ELECT. CAP. 10 MFD 16V +-20% C627,621,601,615,619,626,622	PC	0	7.00000	.0240	.1683
127-106042-03	ELECT. CAP. 10 MFD 16V +-20% C919,312,328,329,327,362,316,318,319	PC	0	9.00000	.0240	.2163
127-106072-03	ELECT. CAP. 10 MFD 50V +-20% C910	PC	0	1.00000	.0180	.0180
127-106252-03	ELECT. CAP. 10 MFD 250V +-20% C424	PC	0	1.00000	.1346	.1346
127-107042-03	ELECT. CAP. 100 MFD 16V +-20% C125,119,313,625	PC	0	4.00000	.0346	.1365
127-107062-03	ELECT. CAP. 100 MFD 35V +-20% C201,408	PC	0	2.00000	.0519	.1038
127-107132-03	ELECT. CAP. 100 MFD 160V +-20% C915	PC	0	1.00000	.3231	.3231
127-107402-03	ELECT. CAP. 100 MFD 400V +-20% C805	PC	0	1.00000	.9904	.9904
127-108052-03	ELECT. CAP. 1000 MFD 25V +-20% C206	PC	0	1.00000	.1442	.1442
127-225072-03	ELECT. CAP 2.2 MFD 50V +-20% C108,113,116	PC	0	3.00000	.0240	.0721
127-226042-03	ELECT. CAP. 22 MFD 16V +-20% C609,202	PC	0	2.00000	.0240	.0481
127-227042-03	ELECT. CAP. 220 MFD 16V +-20% C320	PC	0	1.00000	.0404	.0404
127-227062-03	ELECT. CAP. 220 MFD 35V +-20% C917,410,411	PC	0	3.00000	.0712	.2135
127-228052-03	ELECT. CAP. 2200 MFD 25V +-20% C406,422	PC	0	2.00000	.3192	.6385
127-336042-03	ELECT. CAP. 33 MFD 16V +-20% C144,923	PC	0	2.00000	.0154	.0308
127-338052-03	ELECT. CAP. 3300 MFD 25V +-20% C421	PC	0	1.00000	.4335	.4335
127-474072-03	ELECT. CAP. 0.47 MFD 50V +-20% C210,211	PC	0	2.00000	.0240	.0481
127-475052-03	ELECT. CAP. 4.7 MFD 25V +-20% C607,608,604,136	PC	0	4.00000	.0240	.0962

\*\* THIS SPARE LIST IS MADE FOR TECHNICAL / MAINTENANCE REFERENCE ONLY \*\*

Print Date : 04/10/94  
Page Number : 11

PRODUCT CODE : 892174-500001-GT  
DESCRIPTION : CT-M217 TEAC PAL/BG W/SCART MATT BLACK 240V SAA TYPE

Component Part	Description / Location	Unit	Subs	Quantity Required	Unit Price	Amount
127-476042-03	ELECT. CAP. 47 MFD 16V +-20% C401	PC	0	1.00000	.0288	.0288
127-476072-07	ELECT. CAP. 47 MFD 50V +-20% NICHICON C909	PC	0	1.00000	.0404	.0404
127-476132-03	ELECT. CAP. 47 MFD 160V +-20% C417	PC	0	1.00000	.2221	.2221
127-477042-03	ELECT. CAP. 470 MFD 16V +-20% C146,922,363,209,120	PC	0	5.00000	.0712	.3558
130-134148-01	SILICON DIODE IN4148 BODY LENGHT:3.2MM AUTO INSERT D406,304,301,302,303,305	PC	0	6.00000	.0090	.0542
130-134148-01	SILICON DIODE IN4148 BODY LENGHT:3.2MM AUTO INSERT D602,601,605,606,607,608,609,610,603	PC	0	9.00000	.0090	.0813
130-310156-00	BRIDGE RECTIFIER RB156 SANKEN BR901	PC	0	1.00000	.4838	.4838
130-311541-60	RECTIFIER DOIDE 1R5JU41 D904	PC	0	1.00000	.1708	.1708
130-311545-60	RECTIFIER DIODE 1R5JH45 D404	PC	0	1.00000	.1850	.1850
130-314406-00	RECTIFIER DIODE ERB44-06 FUJI D905	PC	0	1.00000	.1620	.1620
130-315295-00	RECTIFIER DIODE 95295G TOSHIBA D902,903,901,401,402,403,405	PC	0	7.00000	.0968	.6773
130-410082-01	ZENER DIODE 8.2V ZD901	PC	0	1.00000	.0240	.0240
130-410100-01	ZENER DIODE 10V 1/2W ZD401	PC	0	1.00000	.0246	.0246
130-410574-00	ZENER DIODE UPC 574J NEC OR KA33V SAMSUNG ZD101	PC	0	1.00000	.1404	.1404
130-411091-01	ZENER DIODE 9.1V ZD902	PC	0	1.00000	.0240	.0240
130-422120-00	ZENER DIODE 1W 12V ZD402	PC	0	1.00000	.0596	.0596
130-512044-00	LED 3MM RED 204HDC LED601	PC	0	1.00000	.0298	.0298
131-211013-18	TRANSISTOR 2SA1013 (R) TOSHIBA Q906	PC	0	1.00000	.1189	.1189
131-211015-00	TRANSISTOR 2SA1015 TOSHIBA Q101,102,108	PC	0	3.00000	.0290	.0870
131-220774-20	TRANSISTOR 2SB774 MATSUSHITA Q902	PC	0	1.00000	.1404	.1404
131-230388-00	TRANSISTOR 2SC388A TOSHIBA Q105	PC	0	1.00000	.1340	.1340
131-231815-25	TRANSISTOR 2SC1815 TOSHIBA Q103,104,107,111,110,901,903,602,305,302	PC	0	10.00000	.0268	.2679
131-231815-25	TRANSISTOR 2SC1815 TOSHIBA Q603,604,605	PC	0	3.00000	.0268	.0804
131-232230-00	TRANSISTOR 2SC2230A-Y TOSHIBA Q905	PC	0	1.00000	.0892	.0892
131-232335-30	TRANSISTOR 2SC2335 L/K NEC Q907	PC	0	1.00000	.7740	.7740

\*\* THIS SPARE LIST IS MADE FOR TECHNICAL / MAINTENANCE REFERENCE ONLY \*\*

Print Date : 04/10/94      PRODUCT CODE : 892174-500001-GT  
 Page Number : 12      DESCRIPTION : CT-M217 TEAC PAL/BG W/SCART      MATT BLACK 240V SAA TYPE

Component Part	Description / Location	Unit	Subs	Quantity Required	Unit Price	Amount
131-232482-00	TRANSISTOR 2SC2482 TOSHIBA Q401,501,502,503	PC	0	4.00000	.0968	.3870
131-240400-00	TRANSISTOR 2SD400E/F SANYO Q201	PC	0	1.00000	.0923	.0923
131-241431-00	TRANSISTOR 2SD1431 TOSHIBA      WITH MICA SHEET (24MM X 33MM) Q904	PC	0	1.00000	1.1015	1.1015
131-241555-00	TRANSISTOR 2SD1555 TOSHIBA Q402	PC	0	1.00000	.8931	.8931
131-462369-00	TRANSISTOR PH2369 PHILIPS Q601	PC	0	1.00000	.0635	.0635
133-102411-31	I.C. ST24C0181 SGS IC602	PC	0	1.00000	.6252	.6252
133-103504-33	I.C. TDA3504 PHILIPS IC304	PC	0	1.00000	1.7862	1.7862
133-104505-33	I.C. TDA4505E PHILIPS IC102	PC	0	1.00000	2.9173	2.9173
133-104510-33	PHILIPS IC TDA4510 IC305	PC	0	1.00000	1.6154	1.6154
133-184440-33	I.C. PCA 84C440P/401 IC601	PC	0	1.00000	3.9423	3.9423
133-201013-33	I.C. TDA1013B PHILIPS IC201	PC	0	1.00000	.6731	.6731
133-203653-33	I.C. TDA3653B PHILIPS IC401	PC	0	1.00000	.6288	.6288
133-207805-31	I.C. L7805CV SGS IC901	PC	0	1.00000	.2977	.2977
133-207812-31	IC L7812CV SGS-THOMSON IC103	PC	0	1.00000	.3077	.3077
133-301014-31	I.C. TEA1014 SGS IC303	PC	0	1.00000	.7433	.7433
133-305114-31	I.C. TEA5114A SGS IC302	PC	0	1.00000	.9675	.9675
136-537094-00	REMOTE RECEIVER (KODENSHI HC -377) OPT601	PC	0	1.00000	1.0865	1.0865
137-100000-31	CRYSTAL 10 MHZ HOORAY X601	PC	0	1.00000	.3462	.3462
137-886723-20	CRYSTAL 8.86 MHZ KDS X301	PC	0	1.00000	.4423	.4423
146-100001-14	POWER SWITCH (ESB-99957S COST COST REDUCTION) S612	PC	0	1.00000	1.4250	1.4250
146-100002-13	TACT SWITCH KSM0634A HDK S602,603,604,605,601,606,608,609	PC	0	8.00000	.0673	.5385
146-104016-13	TACT SWITCH 31TM116A UNITRONIC S610,613,611,614	PC	0	4.00000	.0692	.2769
160-101001-08	PIN CONNECTOR 1 PIN PLUG      STRAIGHT FOR CN501,901,902	PC	0	3.00000	.0203	.0608
160-102255-27	PIN CONNECTOR 2 PINS PLUG      STRAIGHT (UL) CN601,201,202	PC	0	3.00000	.0180	.0541
160-102805-08	PIN CONNECTOR 2 PIN PLUG      STRAIGHT CN903	PC	0	1.00000	.0518	.0518

\*\* THIS SPARE LIST IS MADE FOR TECHNICAL / MAINTENANCE REFERENCE ONLY \*\*

Print Date : 04/10/94      PRODUCT CODE : 892174-500001-GT  
 Page Number : 13      DESCRIPTION : CT-M217 TEAC PAL/BG W/SCART      MATT BLACK 240V SAA TYPE

Component Part	Description / Location	Unit	Subs	Quantity Required	Unit Price	Amount
160-103255-27	PIN CONNECTOR 3 PINS PLUG CN604	PC	0	1.00000	.0231	.0231
160-103805-08	PIN CONNECTOR 3 PIN PLUG      STRAIGHT CN402	PC	0	1.00000	.0698	.0698
160-104805-08	PIN CONNECTOR 4 PIN PLUG      STRAIGHT CN401	PC	0	1.00000	.0743	.0743
160-105255-27	PIN CONNECTOR 5 PINS WAFER      2.5 PITCH CN203	PC	0	1.00000	.0385	.0385
161-540003-01	CRT SOCKET ISM-03 (IN CHANG)	PC	0	1.00000	.5385	.5385
161-683702-22	21 PIN SOCKET J901	PC	0	1.00000	.4038	.4038
172-620005-40	UL 1007 TOP COAT WIRE AWG 20      50MM BLACK 5 X 5MM FOR C134 GND TO C140 GND	PC	0	1.00000	.0040	.0040
172-620010-40	UL 1007 TOP COAT WIRE AWG 20      100MM BLACK 10 X 10 MM MAIN P.C.B. 'C' TO 'C'	PC	0	1.00000	.0074	.0074
172-620014-40	UL 1007 TOP COAT WIRE AWG 20      140MM BLACK 10 X 10 MM MAIN P.C.B. 'E' TO 'E'	PC	0	1.00000	.0106	.0106
172-626008-40	UL 1007 TOP COAT WIRE AWG 26      80MM BLACK 10 X 10 MM Q904 LUG TO MAIN PCB 'L', IC401 LUG TO MAIN PCB 'M'	PC	0	3.00000	.0022	.0065
172-626008-40	UL 1007 TOP COAT WIRE AWG 26      80MM BLACK 10 X 10 MM Q402 LUG TO MAIN P.C.B. 'K'	PC	0	.00000	.0022	.0000
172-626012-44	UL 1007 TOP COAT WIRE AWG 26      120MM YELLOW 10 X 10 MM MAIN P.C.B. 'F' TO 'F', 'G' TO 'G'	PC	0	2.00000	.0031	.0062
172-626012-44	UL 1007 TOP COAT WIRE AWG 26      120MM YELLOW 10 X 10 MM MAIN P.C.B. 'D' TO 'D'	PC	0	1.00000	.0031	.0031
172-626014-42	UL 1007 TOP COAT WIRE AWG 26      140MM RED 10 X 10 MM MAIN P.C.B. 'A' TO 'A'	PC	0	1.00000	.0043	.0043
172-626020-42	UL 1007 TOP COAT WIRE AWG 26      200MM RED 10 X 10 MM MAIN P.C.B. 'B' TO 'B'	PC	0	1.00000	.0058	.0058
172-726000-99	BARE WIRE 54MM W001-012,014-044,047,050,052-062,065-068,070-083	M	0	5.00000	.0092	.0462
172-726000-99	BARE WIRE 54MM W085-089,502,095,108-113,200	M	0	.00000	.0092	.0000
172-830120-99	FLAT BRIDED WIRE CRT GROUND	PC	0	1.20000	.1365	.1638
173-622014-30	SINGLE SHIELD WIRE AWG 26      140MM BLACK 'H' TO 'H'	PC	0	1.00000	.0500	.0500
179-001010-00	OIL SLEEVING 1 MM DIA. L=40MM,20MM FOR D904,20MM FOR BR901	M	0	.04000	.0001	.0000
179-105000-00	UL PVC TUBE 5MM DIA L=60MM FOR AC LINE CORD	M	0	.06000	.1865	.0112
179-403030-00	3MM DIA. SHRINKABLE TUBE FOR 130MM SOLDERING LUG	PC	0	.13000	.2750	.0357
179-403080-00	SHRINKABLE TUBE 180MM FOR 4-DEGAUSSING COIL LUG(P/N:750-892002-00)	PC	0	.18000	.3000	.0540
182-233150-03	FUSE T3.15A 250V F901	PC	0	1.00000	.1000	.1000
190-881300-10	P.C.BOARD (CRT) (191091)	PC	0	1.00000	.3309	.3309
190-882000-04	POWER SWITCH P.C.B. (220791) FOR S901	PC	0	1.00000	.0673	.0673

\*\* THIS SPARE LIST IS MADE FOR TECHNICAL / MAINTENANCE REFERENCE ONLY \*\*

Print Date : 04/10/94      PRODUCT CODE : 892174-500001-GT  
 Page Number : 14      DESCRIPTION : CT-M217 TEAC PAL/BG W/SCART      MATT BLACK 240V SAA TYPE

Component Part	Description / Location	Unit	Subs	Quantity Required	Unit Price	Amount
190-882007-01	MAIN P.C. BOARD (141292)	PC	0	1.00000	2.4577	2.4577
190-892001-07	SENSOR P.C.B. (060891)	PC	0	1.00000	.0865	.0865
191-100034-09	1 PIN SOCKET ASSM'Y L=220MM CRT GND TO CN501	PC	0	1.00000	.0429	.0429
191-100035-09	1 PIN SOCKET ASSM'Y FROM POWER SWITCH PCB 'A' TO CN901	PC	0	1.00000	.0915	.0915
191-100036-09	1 PIN SOCKET ASSM'Y FROM POWER SWITCH PCB 'B' TO CN902	PC	0	1.00000	.0915	.0915
191-201001-07	2 PINS SOCKET ASS'Y L=160MM FOR CN601 TO POWER SWITCH PCB	PC	0	1.00000	.0342	.0342
191-300041-09	3 PIN SOCKET ASS'Y CN402 '1' TO CRT PCB 'J'	PC	0	1.00000	.1365	.1365
191-300041-09	3 PIN SOCKET ASS'Y CN402 '2' TO CRT PCB 'I'	PC	0	.00000	.1365	.0000
191-300041-09	3 PIN SOCKET ASS'Y CN402 '3' TO CRT PCB 'H'	PC	0	.00000	.1365	.0000
191-301000-07	3 PIN SOCKET ASSM'Y L=120MM CN604 '1' TO REMOTE P.C.B. CN604 'A'	PC	0	1.00000	.0490	.0490
191-301000-07	3 PIN SOCKET ASSM'Y L=120MM CN604 '2' TO REMOTE P.C.B. CN604 'B'	PC	0	.00000	.0490	.0000
191-301000-07	3 PIN SOCKET ASSM'Y L=120MM CN604 '3' TO REMOTE P.C.B. CN604 'C'	PC	0	.00000	.0490	.0000
191-500048-09	5 PIN SOCKET ASSM'Y CN203 '2' TO CRT PCB 'B'	PC	0	.00000	.1135	.0000
191-500048-09	5 PIN SOCKET ASSM'Y CN203 '3' TO CRT PCB 'C'	PC	0	.00000	.1135	.0000
191-500048-09	5 PIN SOCKET ASSM'Y CN203 '4' TO CRT PCB 'D'	PC	0	.00000	.1135	.0000
191-500048-09	5 PIN SOCKET ASSM'Y CN203 '5' TO CRT PCB 'E'	PC	0	.00000	.1135	.0000
191-500048-09	5 PIN SOCKET ASSM'Y CN203 '1' TO CRT PCB 'A'	PC	0	1.00000	.1135	.1135
504-305006-10	MACHINE SCREW 3 X 6 B/M 2 FOR POWER SWITCH MTG , 1 FOR IC901	PC	0	3.00000	.0012	.0037
517-303312-10	SELF-TAPPING SCREW 3 X 12 W/A W/H=7MM (HARDEN) FOR HEAT SINK (A) , (B) & (C)	PC	0	3.00000	.0032	.0097
540-020040-01	BRASS EYELET 2X4MM FOR POWER SWITCH PCB	PC	0	4.00000	.0010	.0041
580-101261-01	CABLE TIE L=100MM FOR CRT BOARD , CONNECTOR-7, POWER SWITCH BOARD-3	PC	0	10.00000	.0037	.0365
746-063101-00	TEST PIN:TOTAL LENGTH 18.6MM THK:0.8MM TP301,102,101,104,103,105,106,TPB+,304	PC	0	9.00000	.0052	.0468
746-063101-00	TEST PIN:TOTAL LENGTH 18.6MM THK:0.8MM TP303,302,305	PC	0	3.00000	.0052	.0156
750-063101-00	SOLDERING LUG LEG:8X4MM FOR IC401,Q402,Q904	PC	0	3.00000	.0023	.0069
750-063102-01	35MM SOLDERING LUG      OD:7 ID:3.2 LEG:4X35MM FOR AC LINE CORD, SPK. CONNECTOR		0	4.00000	.0087	.0346
750-892002-00	DEGAUSSING COIL LUG FOR DEGAUSSING COIL		0	4.00000	.0139	.0554

\*\* THIS SPARE LIST IS MADE FOR TECHNICAL / MAINTENANCE REFERENCE ONLY \*\*

Print Date : 04/10/94      PRODUCT CODE : 892174-500001-GT  
 Page Number : 15      DESCRIPTION : CT-M217 TEAC PAL/BG W/SCART      MATT BLACK 240V SAA TYPE

Component Part	Description / Location	Unit	Subs	Quantity Required	Unit Price	Amount
766-686801-00	FUSE HOLDER	0		2.00000	.0135	.0269
781-882001-02	ALUMINIUM HEAT SINK (B) FOR Q402	0		1.00000	.2928	.2928
781-882101-01	ALUMINIUM HEAT SINK (A) FOR Q804	0		1.00000	.1712	.1712
781-892001-00	ALUMINIUM HEAT SINK (C) FOR IC401	0		1.00000	.3309	.3309
783-881306-01	SHIELD CAN COVER	0		1.00000	.1074	.1074
783-881313-00	SHIELD CAN	0		1.00000	.1784	.1784
896-882101-00	POWER BOARD COVER (UL)	0		1.00000	.0192	.0192
929-892001-00	LED HOLDER BKT FOR CIRCLE LED FOR LED 601	0		1.00000	.0217	.0217

ASSB PRICE :      55.9932

\*\* THIS SPARE LIST IS MADE FOR TECHNICAL / MAINTENANCE REFERENCE ONLY \*\*

Print Date : 04/10/94      PRODUCT CODE : 892174-500001-GT  
 Page Number : 16      DESCRIPTION : CT-M217 TEAC PAL/BG W/SCART      MATT BLACK 240V SAA TYPE

Component Part	Description / Location	Unit	Subs	Quantity Required	Unit Price	Amount
*** ASSEMBLY : 158-892174-50-01 NON-COMMON PART FOR CHASSIS ASS'Y (B/G)						
003-131424-02	TUNER OSCAR UVE33-W24/R16-3649MITSUMI TUNER	PC	0	1.00000	9.9727	9.9727
107-105500-66	SOUND TRAP CERAMIC FILTER      5.5MHZ TPS-5.5MB MURATA CF105	PC	0	1.00000	.1465	.1465
107-305500-16	SOUND BYPASS CERAMIC FILTER      5.5MHZ SFE-5.5MB MURATA CF103	PC	0	1.00000	.1465	.1465
107-738916-00	SAW FILTER TSP-5316 SANYO SA101	PC	0	1.00000	1.2487	1.2487
113-153105-17	CARBON FILM RESISTOR 15K OHM      1/4W +-5% R610,116	PC	0	2.00000	.0028	.0056
113-223101-67	METAL FILM RESISTOR 22K OHM      1/4W +-1% R606	PC	0	1.00000	.0100	.0100
123-102350-90	CERAMIC CAP. 0.001 MFD 50V      +-10% (B TYPE) C103	PC	0	1.00000	.0106	.0106
123-152850-10	CERAMIC CAP. 0.0015 MFD 2KV      +-10% MATSUSHITA C419	PC	0	1.00000	.2058	.2058
123-222466-41	CERAMIC CAP. 0.0022 MFD 400V      +-20% ECK-DNS222MEX MATSUSHITA C912	PC	0	1.00000	.2058	.2058
126-274201-31	POLYPROPYLENE CAP. 0.27 MFD      200V +-10% C414	PC	0	1.00000	.1992	.1992
171-550084-02	84" AC LINE CORD (END-CUT)SAA APPW/7.5A PLUG.	PC	0	1.00000	.6154	.6154
172-726000-99	BARE WIRE 54MM W094	M	0	.05400	.0092	.0092

ASSB PRICE :      12.7672



\*\* THIS SPARE LIST IS MADE FOR TECHNICAL / MAINTENANCE REFERENCE ONLY \*\*

Print Date : 04/10/94      PRODUCT CODE : 892174-500001-GT  
 Page Number : 17      DESCRIPTION : CT-M217 TEAC PAL/BG W/SCART      MATT BLACK 240V SAA TYPE

Component Part	Description / Location	Unit	Subs	Quantity Required	Unit Price	Amount
*** ASSEMBLY : 159-892174-50-00 COMMON PART FOR CASING ASS'Y (B/G)						
008-550211-05	DEGAUSSING COIL 60T (W/FIVE LAYERS OF TAPE) L902	PC	0	1.00000	1.7308	1.7308
166-183040-40	SPEAKER 4" 3W 8OHM	PC	0	2.00000	.7308	1.4615
179-105000-00	UL PVC TUBE 5MM DIA L=950MM, 400MM FOR SPK 'L', 550MM FOR SPK 'R'	M	0	.95000	.1865	.1772
191-200044-09	2 PIN SOCKET ASSM'Y L=440MM CN202 '2' TO SPK L '-', '1' TO SPK L '+'	PC	0	1.00000	.0442	.0442
191-200056-09	2 PIN SOCKET ASSM'Y L=560MM CN201 '2' TO SPK R '-', '1' TO SPK R '+'	PC	0	1.00000	.0481	.0481
509-305010-00	MACHINE SCREW 3 X 10 KM      BLACK JACK PLATE MTG	PC	0	2.00000	.0021	.0042
514-400412-10	SELF-TAPPING SCREW 4 X 12 B/T (HARDEN) 4-SPEAKER BOX MTG.	PC	0	4.00000	.0040	.0162
514-400420-10	SELF-TAPPING SCREW 4 X 20 B/T (HARDEN) FOR CRT MTG.	PC	0	12.00000	.0087	.1038
514-400425-10	SELF-TAPPING SCREW 4 X 25 B/T (HARDEN) 7 FOR CAB. MTG	PC	0	7.00000	.0094	.0660
514-400435-10	SELF-TAPPING SCREW 4 X 35 B/T (HARDEN) FOR CAB. MTG	PC	0	2.00000	.0100	.0200
515-303408-10	SELF-TAPPING SCREW 3 X 8      W/B/T (HARDEN) FOR LED & REMOTE P.C.B. MTG.	PC	0	2.00000	.0033	.0065
515-303410-10	SELF-TAPPING SCREW 3 X 10      W/B/T (HARDEN) 12 FOR MAIN PCB, 2 FOR PUSH BUTTON, 2 FOR POWER SW.	PC	0	18.00000	.0035	.0623
515-303410-10	SELF-TAPPING SCREW 3 X 10      W/B/T (HARDEN) 2 FOR LED & REMOTE P.C.B.	PC	0	.00000	.0035	.0000
517-304308-10	SELF-TAPPING SCREW 3 X 8 P/W/A(HARDEN) SPEAKER MTG.	PC	0	6.00000	.0025	.0150
622-881302-00	FELT ONE SIDE W/TAPE	0	0	26.00000	.0250	.6500
703-882101-00	SPEAKER GRILLE - BLACK DOUBLE SIDE W/SPRAY FOR SPEAKER BOX	0	0	2.00000	.3231	.6462
723-892101-00	MTG. BRACKET FOR POWER SWITCH	0	0	1.00000	.0462	.0462
728-882101-00	CRT MTG. BRACKET W/NUT CRT MTG.	0	0	4.00000	.1731	.6923
744-881301-00	SPRING FOR C.R.T. MOUNTING 5.2 X 42 X 0.6MM	0	0	1.00000	.0481	.0481
762-882101-00	SPEAKER CLIP SPEAKER CAB.	0	0	6.00000	.0067	.0404
777-892101-00	SPRING IN M7.0 X L32 FOR POWER KNOB	0	0	1.00000	.0096	.0096
834-230801-00	RUBBER WASHER OD=23 , ID=8 , T=1.0 FOR CRT MTG	0	0	4.00000	.0192	.0769
834-230801-00	RUBBER WASHER OD=23 , ID=8 , T=1.0 FOR CRT MTG. ADJUSTMENT	0	0	4.00000	.0192	.0769
902-892102-02	BACK CABINET - MATT BLACK      SPRAY	0	0	1.00000	4.0308	4.0308
920-892101-00	MTG. BRACKET	0	0	1.00000	.5096	.5096
948-882001-01	DEGAUSSING COIL MTG. CLIP FOR CRT MTG.	0	0	4.00000	.0173	.0692
948-882003-00	DOOR LOCKER FRONT CAB	0	0	1.00000	.1923	.1923

\*\* THIS SPARE LIST IS MADE FOR TECHNICAL / MAINTENANCE REFERENCE ONLY \*\*

Print Date : 04/10/84      PRODUCT CODE : 892174-500001-GT  
 Page Number : 18      DESCRIPTION : CT-M217 TEAC PAL/BG W/SCART MATT BLACK 240V SAA TYPE

Component Part	Description / Location	Unit Subs	Quantity Required	Unit Price	Amount
954-882100-00	AC LINE CORD CLIP FRONT CAB.	0	1.00000	.0192	.0192
954-892001-00	HIGH VOLTAGE SPACER FOR CRT	0	1.00000	.0519	.0519
954-892101-00	STUD POST FOR FRONT CABINET MTG.	0	4.00000	.0383	.1532
977-882001-01	PUSH BUTTON - BLACK MOULDED	0	1.00000	.0346	.0346
980-882014-01	JACK PLATE W/SCART/BRASS INSERT (521-882001-00 2 PCS./SET)	0	1.00000	.1423	.1423

ASSB PRICE : 11.2456

\*\* THIS SPARE LIST IS MADE FOR TECHNICAL / MAINTENANCE REFERENCE ONLY \*\*

Print Date : 04/10/94      PRODUCT CODE : 892174-500001-GT  
 Page Number : 19      DESCRIPTION : CT-M217 TEAC PAL/BG W/SCART      MATT BLACK 240V SAA TYPE

Component Part	Description / Location	Unit	Subs	Quantity Required	Unit Price	Amount
*** ASSEMBLY : 159-892174-50-02 NON-COMMON PART FOR CASING ASS'Y (M.BLK)						
002-121001-46	CRT 21" SAMSUNG (SOUTH HEMI-SPHERE CRT)	PC	0	1.00000	.0000	.0000
186-227503-14	BATTERY 3A	PC	0	2.00000	.0635	.1269
669-882101-0B	RATING LABEL - TEAC DESIGN {CT-M217} 240V		0	1.00000	.0481	.0481
884-882020-02	JACK COVER-TEAC DESIGN WHI SS.W/21 PIN SOCKET HOLE		0	1.00000	.1577	.1577
884-892105-01	PRESET PLATE - BLACK W/L.GREY S.S. ENG STD (12 KEY HOLES)		0	1.00000	.1115	.1115
900-892101-01	FRONT CABINET - MATT BLACK SPY		0	1.00000	4.1115	4.1115
905-882101-01	SPEAKER BOX - BLACK MOULDED		0	2.00000	.3250	.6500
917-892101-01	REMOTE LENS - MOULDED T.RED W/GOLD S.S. ENG STD		0	1.00000	.0846	.0846
919-892101-39	PRESET DOOR - TEAC DESGIN {CT-M217}		0	1.00000	.1788	.1788
991-892101-01	POWER KNOB - BLACK MOULDED		0	1.00000	.0212	.0212

ASSB PRICE :      5.4904

\*\* THIS SPARE LIST IS MADE FOR TECHNICAL / MAINTENANCE REFERENCE ONLY \*\*

Print Date : 04/10/94

PRODUCT CODE : 892174-500001-GT

Page Number : 20

DESCRIPTION : CT-M217 TEAC PAL/BG W/SCART MATT BLACK 240V SAA TYPE

Component Part	Description / Location	Unit	Subs	Quantity Required	Unit Price	Amount
*** ASSEMBLY : 163-892174-50-02 NON-COMMON PART FOR PACKING ASS'Y (B/G)						
610-892102-05	GIFT BOX - TEAC DESIGN {CT-M217}		0	1.00000	2.9288	2.9288
663-230444-94	SERIAL NO.LABEL - OC:GT-444/94 1 STICK ON CTN,1 STICK ON RATING LABEL		0	2.00000	.0027	.0054
670-892100-47	INSTRUCTION MANUAL - TEAC DESIGN {CT-M217} (40 PROG.)		0	1.00000	.1442	.1442
678-881301-04	SYSTEM LABEL - PAL BG		0	1.00000	.0062	.0062
678-881303-04	TOTAL CARE STICKER 1 STICK ON SCREEN		0	1.00000	.0481	.0481
678-881303-05	TOTAL CARE STICKER 2 STICK ON BACK PANEL		0	1.00000	.0154	.0154
682-230444-94	DATE CORD LABEL - OC:GT-444/94		0	1.00000	.0027	.0027
690-882039-01	WARRANTY CARD - TEAC DESIGN		0	1.00000	.1442	.1442
693-892100-10	EAN CODE LABEL - 9313060005528		0	1.00000	.0077	.0077
800-892101-00	POLYFOAM - TOP LEFT	PC	0	1.00000	.3981	.3981
800-892102-00	POLYFOAM - TOP RIGHT	PC	0	1.00000	.3981	.3981
800-892103-00	POLYFOAM - BOTTOM LEFT	PC	0	1.00000	.4692	.4692
800-892104-00	POLYFOAM - BOTTOM RIGHT	PC	0	1.00000	.4692	.4692
810-040904-13	POLYBAG 4" X 9" X 0.04MM W/ RE-CYCLING MARK FOR REMOTE HANDSET		0	1.00000	.0054	.0054
810-051104-13	POLYBAG 5" X 11" X 0.04 MM W/ RE-CYCLING MARK FOR AC LINE CORD		0	1.00000	.0079	.0079
810-091504-13	POLYBAG 9" X 15" X 0.04MM W/ RE-CYCLING MARK FOR INSTRUCTION MANUAL		0	1.00000	.0163	.0163
810-373704-14	POLYBAG 37"X37"X0.04MM W/PUNCHHOLE & RE-CYCLING MARK P/O MAT FOR UNIT		0	1.00000	.1610	.1610
826-363605-00	FOAM SHEET - 36" X 36" X 0.5MM FOR UNIT		0	2.00000	.1769	.3538

ASSB PRICE : 5.5817

TOTALA PRICE : 93.9986

